


Predictable

Time Weaver

Why guess, when
anatomical
predictability gives you
control?



Change the Game

XP-4D®

Innovation in the Heart of the Swiss microtech valley


Since 1931, in the heart of the Swiss microtech valley, we have been pushing the limits of endodontics by combining technology and innovation.

Our mission is to provide solutions that respect the complex anatomy of teeth while improving the treatment efficiency. With game-changers such as XP-endo Rise, RACE EVO, R-Motion, Finisher and TotalFill, we have transformed how endodontics is practiced, giving clinicians better tools to meet challenges with confidence.


Predictable

Time Weaver

XP-4D simplifies and accelerates endodontic procedures, weaving time and predictability into shaping both simple and complex canals. Its proven protocol minimizes the need for multiple files, ensuring fast and efficient results. With its smart anatomical design, XP-4D shapes canals using a minimally invasive approach that preserves dentin. Designed for today's clinicians' needs, it adapts naturally to each canal for a smooth, predictable process. Ready to weave control into your workflow? That's how we empower endo.




Time matters. So does control. XP-4D supports shaping that feels in sync—intuitive, efficient, and anatomically predictable. When every step follows your rhythm, everything flows.



Simplified Process

XP-4D streamlines workflow with system for efficient shaping, maintaining consistency and saving time across varying anatomies. Matching Bio Gutta Percha Cones and Absorbent Paper Points minimize adjustments, improving accuracy and reducing procedure time.



Smart Anatomical Shape

XP-4D shapes in sync with natural canal morphology, supporting anatomically predictable movement, continuous contact, and smooth progression. Each gesture feels aligned with the anatomy, offering clarity and control from the first to the final instrument.




Simplified Process

XP-4D simplifies your workflow with a protocol that stays simple across cases. Whether the anatomy is simple canal/anatomy or more complex, the approach remains clear and familiar. Matching Bio Gutta Percha Cones and Absorbent Paper Points are built into the system, reducing the need for adjustments. This consistency supports a smooth transition from shaping to obturation, helping you maintain concentration throughout the procedure. XP-4D streamlines the protocol by removing the need for multiple shaping instruments between glide path and final preparation—ensuring efficiency and seamless procedural flow. Time becomes a tool you can use deliberately, in a system designed to follow your clinical rhythm.

Smart Anatomical Shape

XP-4D follows the canal's natural path, with a slim, flexible design that adapts to internal morphology. Its behavior promotes continuous contact with canal walls, supporting a shaping experience that feels fluid, anatomical and predictable. This alignment enhances tactile feedback and allows shaping to progress smoothly. Instead of challenging the anatomy, XP-4D works in collaboration with it—supporting dentin preservation by minimizing unnecessary removal. Each movement stays connected to the natural form, helping you shape with confidence and control. The result is a shaping process that integrates naturally into your clinical rhythm, with clarity from start to finish.



An Innovative Design for a Reassuring Experience

"As someone who actively contributed to the development of the XP-4D with FKG Dentaire, I can confidently say this system was born from a clear vision: to improve clinical outcomes by addressing three key elements—simplicity, efficiency, and predictability.

The XP-4D system incorporates two highly effective instrumentation designs. It begins with a solid-core file featuring a 3% taper in the apical 4.5 mm, allowing for smooth advancement while respecting the naturally rounded shape of the apical third. This is followed by an adaptive-core design that adjusts to the oval shapes typically found in the middle and coronal thirds of the canal.

Unlike traditional files that impose a fixed shape, the XP-4D conforms to the natural anatomy of each canal segment, enhancing both precision and clinical effectiveness. As the most conservative file system on the market today, it uniquely combines tissue preservation with unparalleled flexibility. This design philosophy is not just about innovation—it's about elevating clinical practice by making every step more simple, efficient, and predictable."

Dr. Adham Azim
DDS, BDS / San Francisco,
USA



Curious? Here's more details about XP-4D:

Smart Anatomical Shape

XP-4D was designed to adapt to the complexities of root canal anatomy—gently creating space in the coronal third, gliding smoothly through the middle third, and ensuring predictable shaping in the apical third. This intentional design enhances clinical outcomes by improving predictability and minimizing invasiveness.



Anatomically Centered Endo

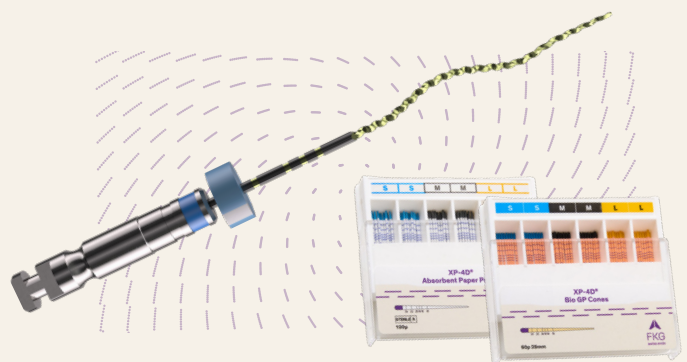
XP-4D addresses the limitations of traditional NiTi instrumentation and elevates the existing biological standard for endodontic care. Unlike conventional NiTi files that create only round shapes, XP-4D is designed to respect the natural anatomy of the canals by adapting to it, applying minimal stress to both the instrument and the dentin, and requiring low torque.

Optimized Heat Treatment

We have applied not just a single heat treatment, but several—each tailored to the specific clinical purpose of every instrument in the range. This multi-treatment approach, visibly identifiable by the distinctive coloration of the instrument's working part, is our response to the promise of navigating canal complexities—ensuring each instrument adapts to anatomical challenges while delivering consistent efficiency during endodontic procedures.

Obturation System

No need to search, no need to overthink: XP-4D Bio Gutta Percha Cones and Absorbent Paper Points are specifically designed and adapted for the obturation step following the XP-4D shaping system, providing a ready-to-use solution for precise and seamless obturation.






References




XP-4D® Sequence 3x2 pcs per blister

	21mm	S1.XB0.00.SAR.FK
	25mm	S1.XB0.00.SAS.FK
	31mm	S1.XB0.00.SAT.FK




XP-4D® Refills XP-4D STARTER

	6x21mm	S1.XB0.00.0BP.FK
	6x25mm	S1.XB0.00.0BT.FK
	6x31mm	S1.XB0.00.0BX.FK




XP-4D STANDARD

	6x21mm	S1.XB0.00.0BQ.FK
	6x25mm	S1.XB0.00.0BU.FK
	6x31mm	S1.XB0.00.0BY.FK




XP-4D MEDIUM

	6x21mm	S1.XB0.00.0BR.FK
	6x25mm	S1.XB0.00.0BV.FK
	6x31mm	S1.XB0.00.0BZ.FK




XP-4D LARGE

	6x21mm	S1.XB0.00.0BS.FK
	6x25mm	S1.XB0.00.0BW.FK
	6x31mm	S1.XB0.00.0CA.FK




XP-4D STARTER

	3x21mm	S1.XB0.00.0BD.FK
	3x25mm	S1.XB0.00.0BH.FK
	3x31mm	S1.XB0.00.0BL.FK




XP-4D STANDARD

	3x21mm	S1.XB0.00.0BE.FK
	3x25mm	S1.XB0.00.0BI.FK
	3x31mm	S1.XB0.00.0BM.FK





XP-4D MEDIUM

	3x21mm	S1.XB0.00.0BF.FK
	3x25mm	S1.XB0.00.0BJ.FK
	3x31mm	S1.XB0.00.0BN.FK

XP-4D LARGE

	3x21mm	S1.XB0.00.0BG.FK
	3x25mm	S1.XB0.00.0BK.FK
	3x31mm	S1.XB0.00.0BO.FK





XP-4D® ABSORBENT PAPER POINTS Box of 100 Paper Points

	Starter	08.610.03.020.BC
	Standard (S)	08.610.03.030.BC
	Medium (M)	08.610.03.040.BC
	Large (L)	08.610.03.050.BC



Assortment (S-L) 08.610.03.S30.BC

XP-4D® BIO GUTTA PERCHA CONES Box of 60 Gutta Percha

	Starter	08.600.03.015.RE
	Standard (S)	08.600.03.025.RE
	Medium (M)	08.600.03.035.RE
	Large (L)	08.600.03.045.RE



Assortment (S-L) 08.600.03.S25.RE



Empower Endo



FKG REF 95.X00.00.1.0AEN_REV0_2025-08-15 - © FKG Dentaire Sàrl - Pictures of our products are not contractual

Welcome to the heart of the Swiss microtech valley.

For nearly a century, we have been constantly re-inventing and challenging what we thought we knew.

We strive to create innovations for new ways of working: more respectful, more efficient, more agile, more ergonomic, and safer—serving new generations, promoting new visions of life, for us, for you, and for patients.

We embrace change that empowers endo.

FKG | Change the game.

Enter our game-
changing universe



Check out
our website



www.fkg.ch

FKG Dentaire Sàrl
Le Crêt-du-Loche 4
2322 Le Crêt-du-Loche
Switzerland

+41 32 924 22 44
info@fkg.ch